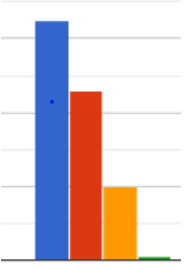
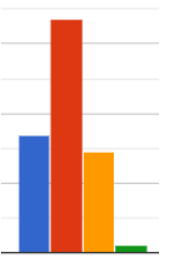
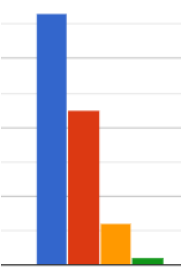

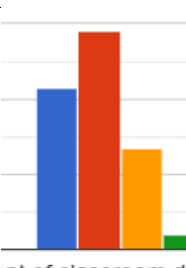


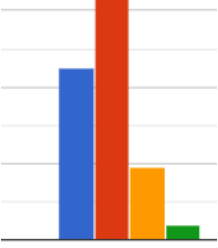
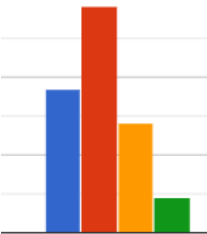
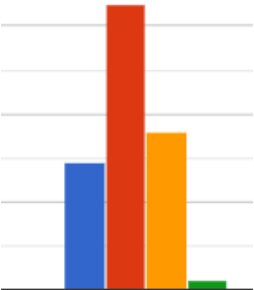
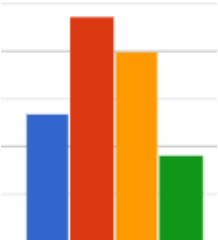
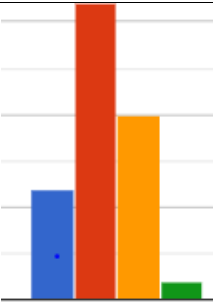
ANALYSIS OF THE STUDENT FEEDBACK

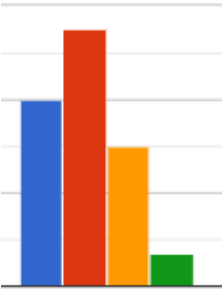
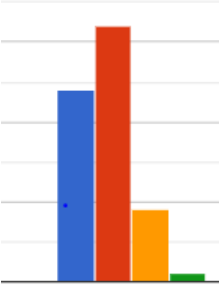
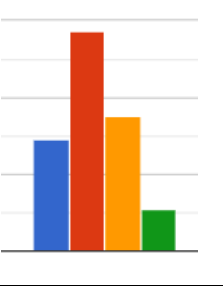
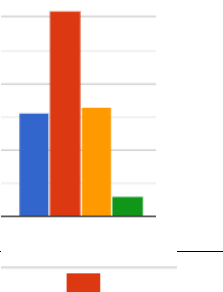
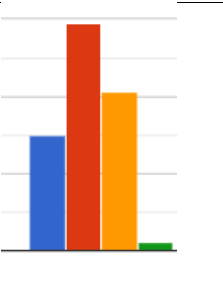
5 YEAR LL.B, SEMESTER II

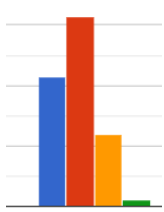

TOTAL RESPONSES RECEIVED: 132 students

Points of Feedback	Excellent	Good	Satisfactory	Poor	COMPARISON CHART Indications
Course Content	40	69	22	1	
Efficiency of online teaching-learning mechanism adopted by college during April-June, 2020	32	73	27	0	
Completion of Course Content well in time	43	64	25	0	

Efficiency of Teachers in teaching and communicative skills	65	46	20	1	
Pedagogical Methods used in teaching	34	67	29	2	
Punctuality of teachers	73	45	12	2	
Academic interaction of Teachers with students within and outside the classrooms	54	49	28	1	
Extent of classroom discussion	43	58	27	4	

Use of participative teaching strategies	45	64	19	4	
Role of Teachers in use of Library for teaching – learning and research	37	58	28	9	
Effectiveness of Academic Calendar	29	65	36	2	
Physical resources of the College like Computers, Library, Common Rooms, Playgrounds, Canteen, Bus and others.	27	47	40	18	
Availability of ICT facilities for students	24	64	40	4	

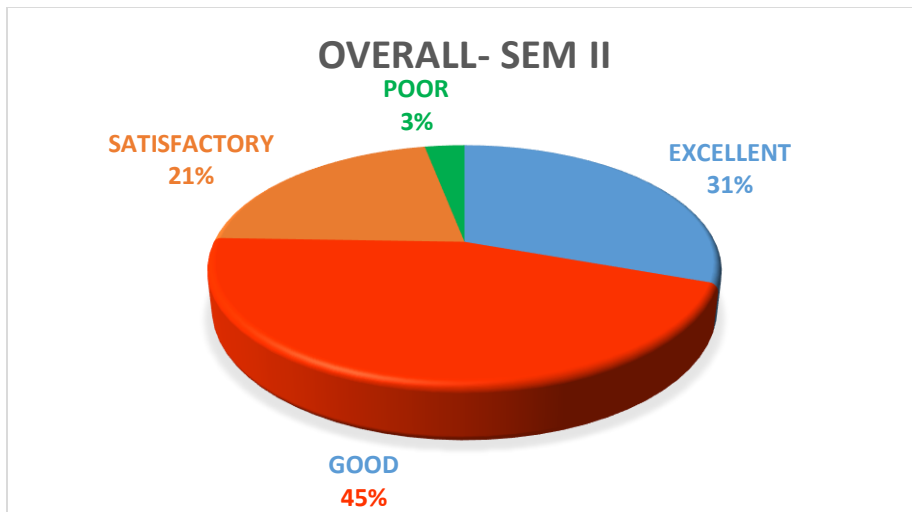
Role of the College in promoting cultural activities	40	55	30	7	
Discipline and Academic Environment	48	64	18	2	
Role of the College in access to govt. scholarships / stipends	29	57	35	11	
Extra-curricular and Co-curricular activities promoted by the College	31	62	33	6	
Availability of Grievance Redress mechanisms	30	59	41	2	

Discussion with students on academic matters and student affairs	43	63	24	2	
Awards and recognition of Merit.	38	60	32	2	

OVERALL RESPONSE OF 5YEAR LL.B SEM II

Total number:	Excellent	Good	Satisfactory	Poor
2640	805	1189	566	80
Percentage:	30.49%	45.04%	21.44%	3.03%

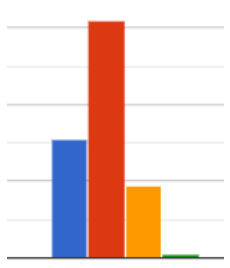
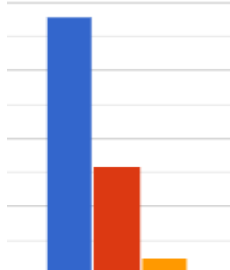

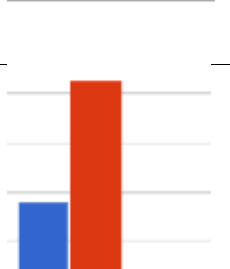
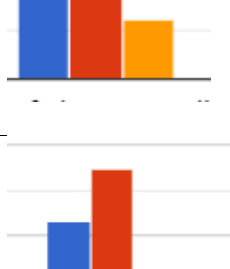
Graphical Representation

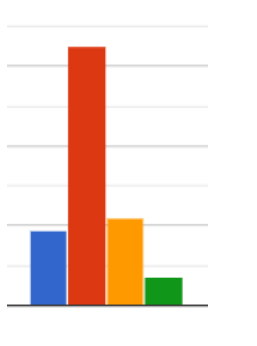
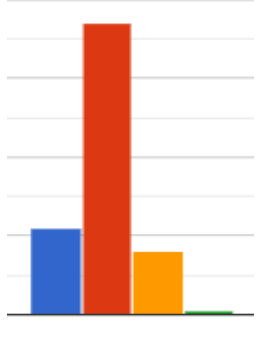
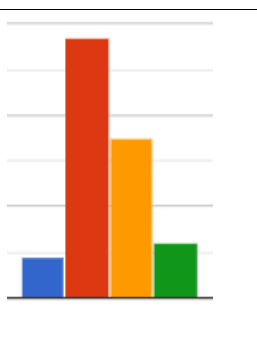
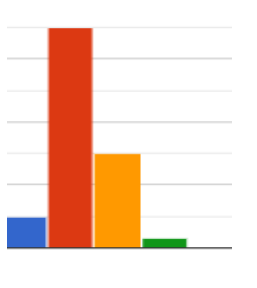
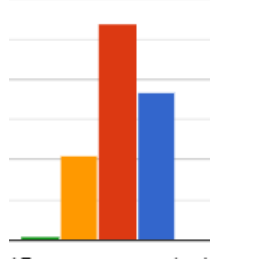


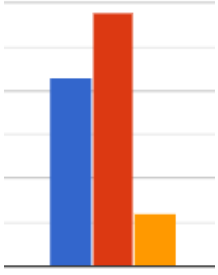
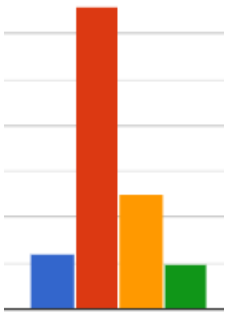
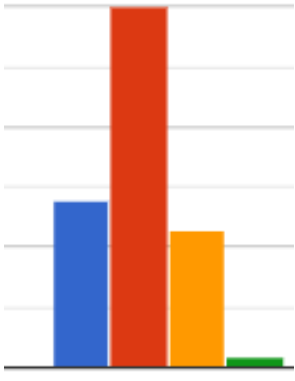
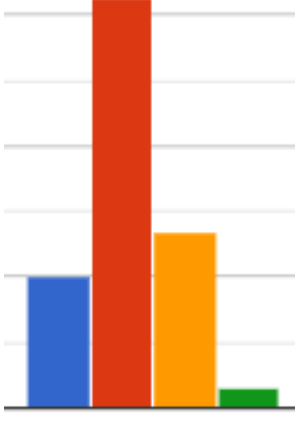
5 YEAR LL.B, SEMESTER IV


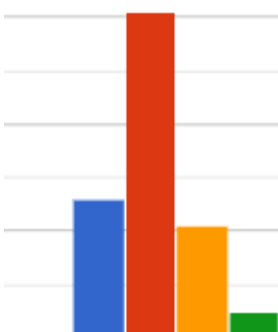
TOTAL RESPONSES: 113 STUDENTS

Points of Feedback	Excellent	Good	Satisfactory	Poor	COMPARISON CHART Indications
Course Content	35	71	7	0	
Efficiency of online teaching-learning mechanism adopted by college during April-June, 2020	42	57	14	0	
Completion of Course Content well in time	43	56	14	0	
Efficiency of Teachers in teaching and communicative skills	59	46	8	0	

Pedagogical Methods used in teaching	31	62	19	1	
Punctuality of teachers	76	32	5	0	
Academic interaction of Teachers with students within and outside the classrooms	50	49	14	0	
Extent of classroom discussion	38	63	12	0	
Use of participative teaching strategies	43	55	12	3	

Role of Teachers in use of Library for teaching – learning and research	19	65	22	7	
Effectiveness of Academic Calendar	22	74	16	1	
Physical resources of the College like Computers, Library, Common Rooms, Playgrounds, Canteen, Bus and others.	9	57	35	12	
Availability of ICT facilities for students	10	70	30	3	
Role of the College in promoting cultural activities	37	54	21	1	

Discipline and Academic Environment	43	58	12	0	
Role of the College in access to govt. scholarships / stipends	12	66	25	10	
Extra-curricular and Co-curricular activities promoted by the College	28	60	23	2	
Availability of Grievance Redress mechanisms	20	63	27	3	

Discussion with students on academic matters and student affairs	36	64	11	2	
Awards and recognition of Merit.	26	61	21	5	

OVERALL ANALYSIS OF 5 YEARS SEM IV

Total number:	Excellent	Good	Satisfactory	Poor
2230	679	1182	348	51
Percentage:	30.04%	52.30%	15.40%	2.26%

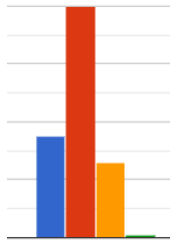
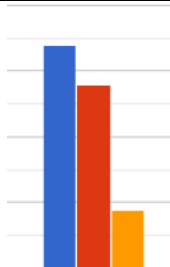

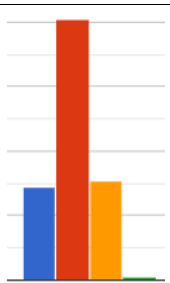
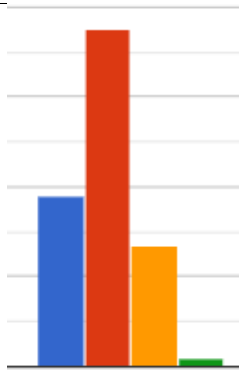
Graphical Representation

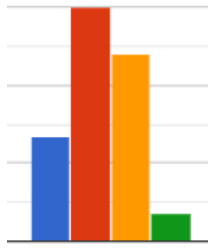

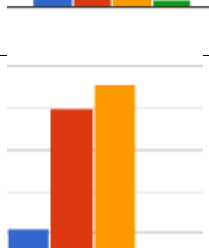
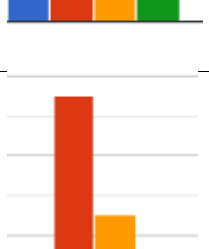
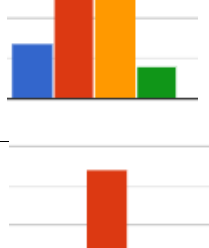


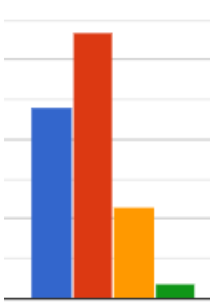
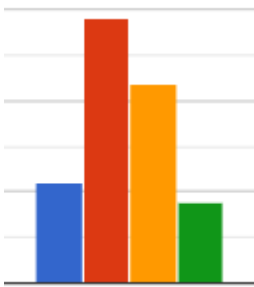
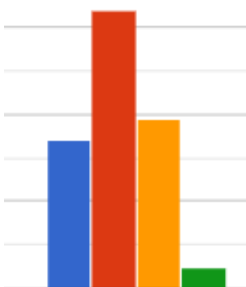
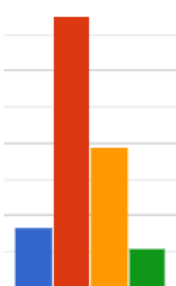
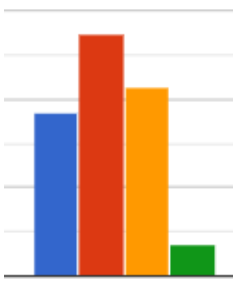
5 YEAR LL.B, SEMESTER VI

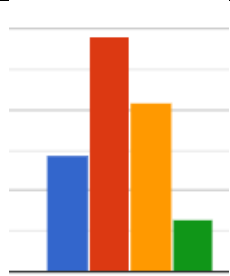
TOTAL RESPONSES RECEIVED: 142 students

Points of Feedback	Excellent	Good	Satisfactory	Poor	COMPARISON CHART Indications
Course Content	46	70	26	0	
Efficiency of online teaching-learning mechanism adopted by college during April-June, 2020	41	63	37	1	
Completion of Course Content well in time	53	66	23	0	
Efficiency of Teachers in teaching and communicative skills	52	59	31	0	

Pedagogical Methods used in teaching	32	80	26	1	
Punctuality of teachers	68	58	18	0	
Academic interaction of Teachers with students within and outside the classrooms	43	75	19	5	
Extent of classroom discussion	29	81	31	1	
Use of participative teaching strategies	38	75	27	2	

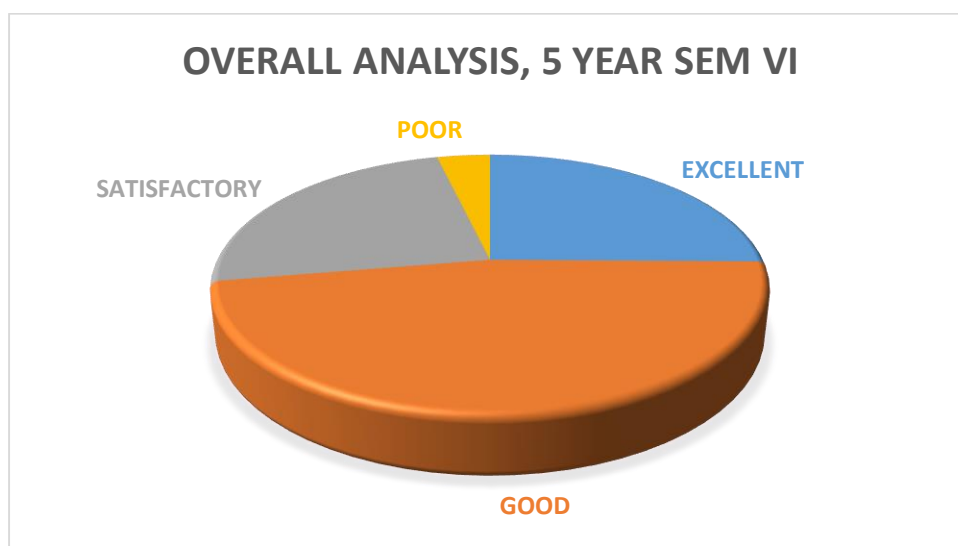
Role of Teachers in use of Library for teaching – learning and research	27	60	48	7	
Effectiveness of Academic Calendar	28	78	34	2	
Physical resources of the College like Computers, Library, Common Rooms, Playgrounds, Canteen, Bus and others.	21	50	56	15	
Availability of ICT facilities for students	14	75	45	8	
Role of the College in promoting cultural activities	34	74	29	5	

Discipline and Academic Environment	48	67	23	4	
Role of the College in access to govt. scholarships / stipends	22	58	44	18	
Extra-curricular and Co-curricular activities promoted by the College	34	64	39	5	
Availability of Grievance Redress mechanisms	17	75	39	11	
Discussion with students on academic matters and student affairs	37	55	43	7	

Awards and recognition of Merit.	29	58	42	13	
----------------------------------	----	----	----	----	---

OVERALL ANALYSIS, 5 YEAR SEM VI

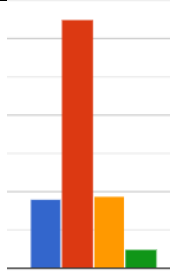
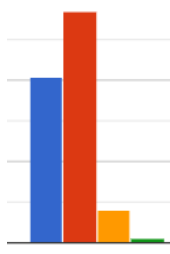


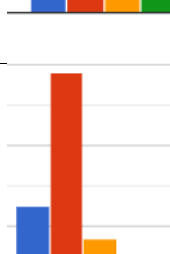
Total number:	Excellent	Good	Satisfactory	Poor
2230	679	1182	348	51
Percentage:	25.21%	47.14%	23.95%	3.70%

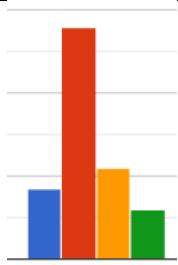
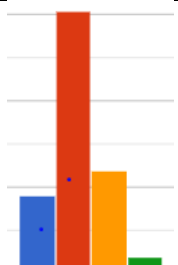

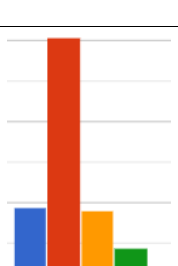
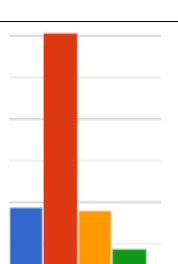


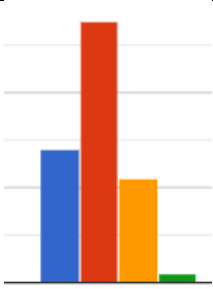
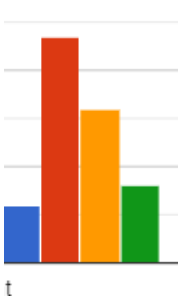
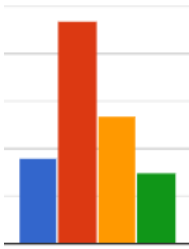
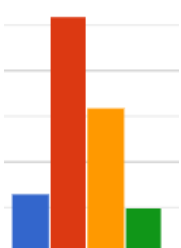
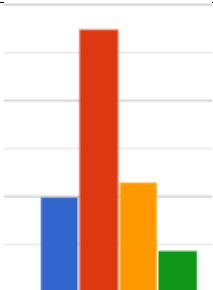
5 YEAR LL.B SEMESTER VIII

TOTAL RESPONSES: 107 STUDENTS

Points of Feedback	Excellent	Good	Satisfactory	Poor	COMPARISON CHART Indications
Course Content	22	65	18	2	
Efficiency of online teaching-learning mechanism adopted by college during April-June, 2020	28	53	21	5	
Completion of Course Content well in time	29	58	19	1	
Efficiency of Teachers in teaching and communicative skills	37	55	11	4	

Pedagogical Methods used in teaching	18	65	19	5	
Punctuality of teachers	41	57	8	1	
Academic interaction of Teachers with students within and outside the classrooms	29	58	16	4	
Extent of classroom discussion	21	63	19	4	
Use of participative teaching strategies	25	58	17	7	

Role of Teachers in use of Library for teaching – learning and research	17	56	22	12	
Effectiveness of Academic Calendar	18	61	24	4	
Physical resources of the College like Computers, Library, Common Rooms, Playgrounds, Canteen, Bus and others.	15	42	34	16	
Availability of ICT facilities for students	11	54	33	9	
Role of the College in promoting cultural activities	19	61	18	9	

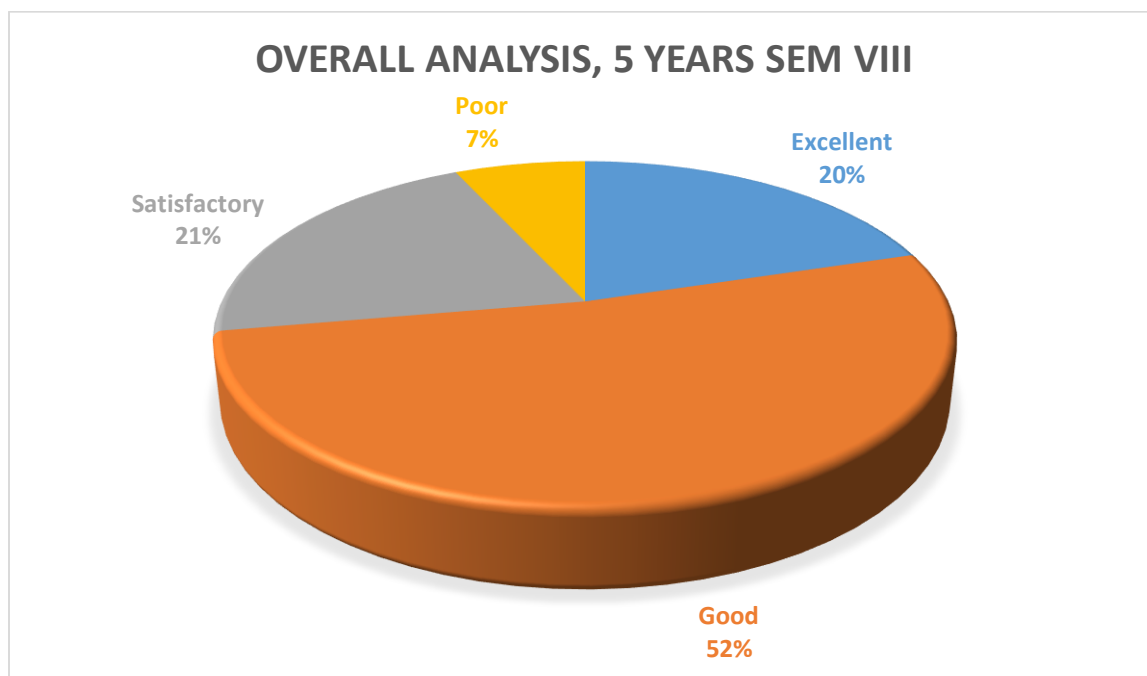
Discipline and Academic Environment	28	55	22	2	
Role of the College in access to govt. scholarships / stipends	12	47	32	16	
Extra-curricular and Co-curricular activities promoted by the College	18	47	27	15	
Availability of Grievance Redress mechanisms	13	52	32	10	
Discussion with students on academic matters and student affairs	20	55	23	9	

Awards and recognition of Merit.	12	51	32	12	
----------------------------------	----	----	----	----	--

OVERALL ANALYSIS, 5 YEAR SEM VIII




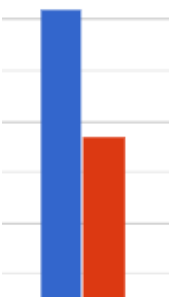
Total number:	Excellent	Good	Satisfactory	Poor
2140	433	1113	447	147
Percentage:	20.23%	52%	20.88%	6.86%


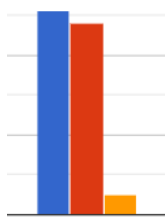
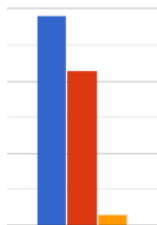


Graphical Representation


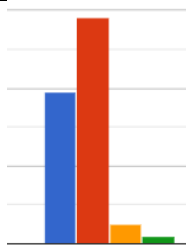
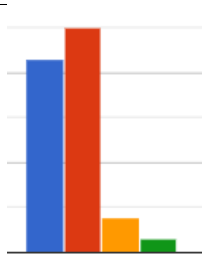
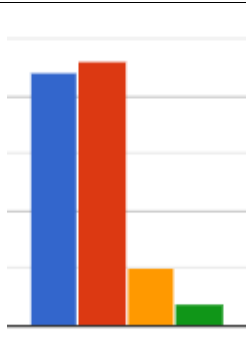
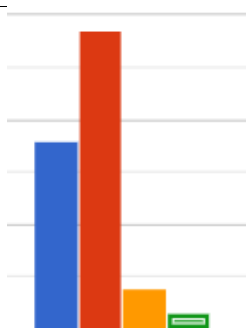


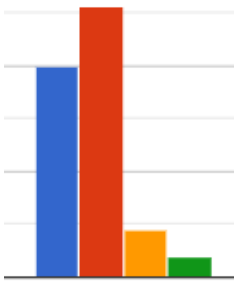
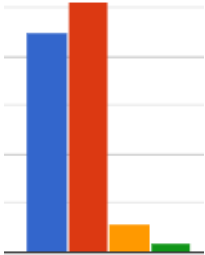
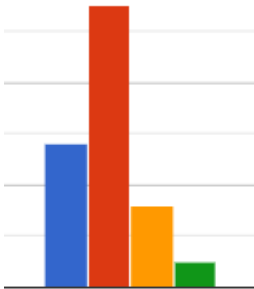
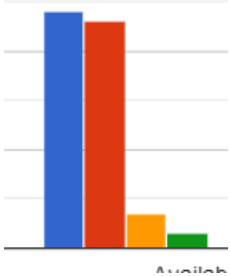
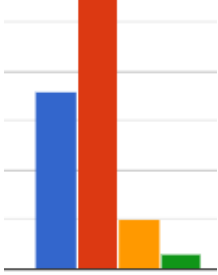
5 YEAR LL.B SEMESTER X

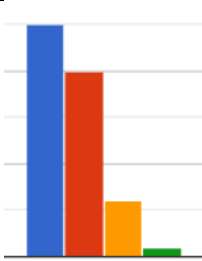
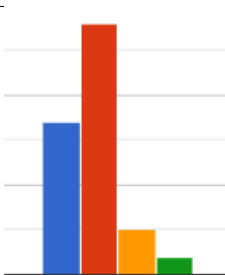
TOTAL RESPONSE: 104 STUDENTS

Points of Feedback	Excellent	Good	Satisfactory	Poor	COMPARISON CHART Indications 
Course Content	59	42	3	0	
Efficiency of online teaching-learning mechanism adopted by college during April-June, 2020	66	35	2	1	
Completion of Course Content well in time	62	37	5	0	

Efficiency of Teachers in teaching and communicative skills	62	34	8	0	
Pedagogical Methods used in teaching	51	48	5	0	
Punctuality of teachers	58	43	3	0	
Academic interaction of Teachers with students within and outside the classrooms	55	44	4	1	
Extent of classroom discussion	55	43	6	0	

Use of participative teaching strategies	44	54	6	0	
Role of Teachers in use of Library for teaching – learning and research	39	58	5	2	
Effectiveness of Academic Calendar	43	50	8	3	
Physical resources of the College like Computers, Library, Common Rooms, Playgrounds, Canteen, Bus and others.	44	46	10	4	
Availability of ICT facilities for students	36	57	8	3	

Role of the College in promoting cultural activities	40	51	9	4	
Discipline and Academic Environment	45	51	6	2	
Role of the College in access to govt. scholarships / stipends	28	55	16	5	
Extra-curricular and Co-curricular activities promoted by the College	48	46	7	3	
Availability of Grievance Redress mechanisms	36	55	10	3	

Discussion with students on academic matters and student affairs	50	40	12	2	
Awards and recognition of Merit.	34	56	10	4	

OVERALL ANALYSIS, 5 YEAR SEM X


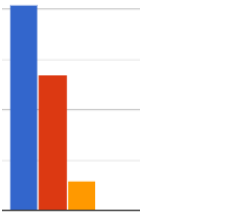


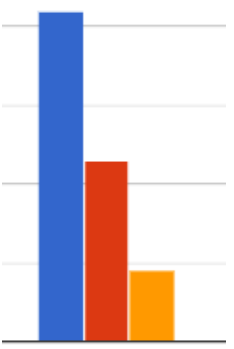
Total number:	Excellent	Good	Satisfactory	Poor
2080	955	945	143	37
Percentage:	45.91%	45.43%	2.06%	1.77%

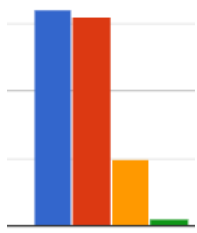


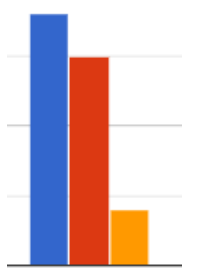

Graphical Representation:

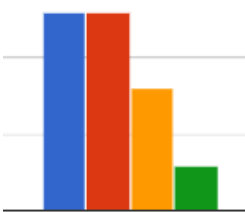

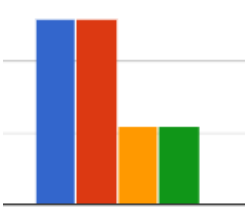
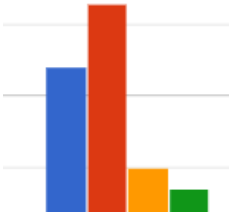



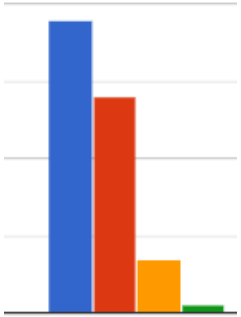
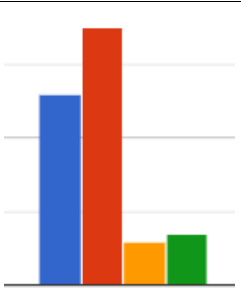
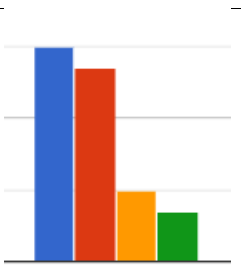

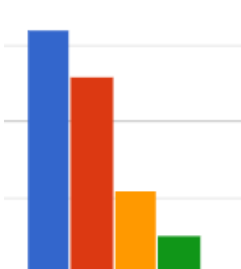
3 YEAR LL. B SEMESTER II

TOTAL RESPONSE: 74 STUDENTS

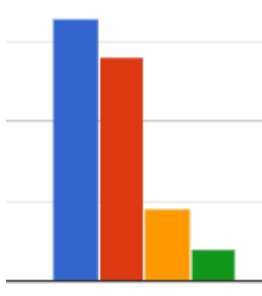
Points of Feedback	Excellent	Good	Satisfactory	Poor	COMPARISON CHART Indications 
Course Content	41	27	6	0	
Efficiency of online teaching-learning mechanism adopted by college during April-June, 2020	35	25	13	1	
Completion of Course Content well in time	38	28	7	1	
Efficiency of Teachers in teaching and communicative skills	42	23	9	0	

Pedagogical Methods used in teaching	32	31	10	1	
Punctuality of teachers	45	23	5	1	
Academic interaction of Teachers with students within and outside the classrooms	39	28	5	1	
Extent of classroom discussion	36	30	8	0	
Use of participative teaching strategies	29	39	5	1	

Role of Teachers in use of Library for teaching – learning and research	26	26	16	6	
Effectiveness of Academic Calendar	32	29	12	1	
Physical resources of the College like Computers, Library, Common Rooms, Playgrounds, Canteen, Bus and others.	26	26	11	11	
Availability of ICT facilities for students	24	33	10	7	
Role of the College in promoting cultural activities	33	24	14	3	

Discipline and Academic Environment	38	28	7	1	
Role of the College in access to govt. scholarships / stipends	26	35	6	7	
Extra-curricular and Co-curricular activities promoted by the College	27	30	10	7	
Availability of Grievance Redress mechanisms	29	30	9	6	
Discussion with students on academic matters and student affairs	32	26	11	5	

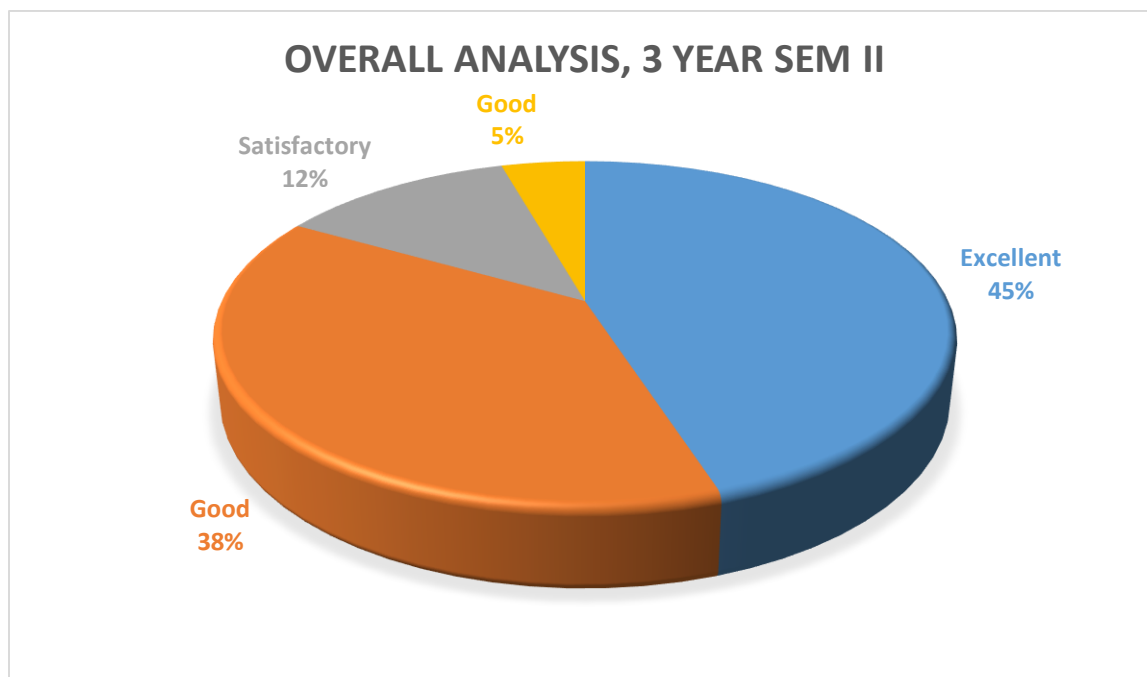
Awards and recognition of Merit.	33	28	9	4
----------------------------------	----	----	---	---



OVERALL ANALYSIS, 3 YEAR SEM II


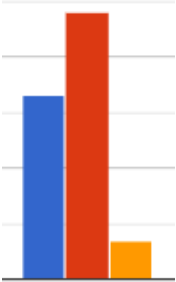


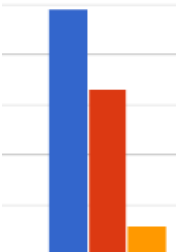
Total number:	Excellent	Good	Satisfactory	Poor
1480	666	566	183	65
Percentage:	45%	38.24%	12.36%	4.39%

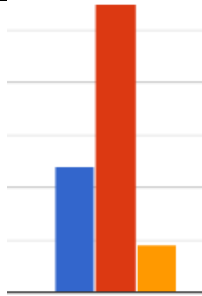
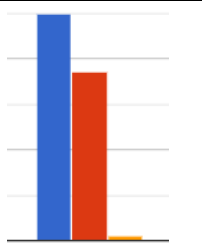
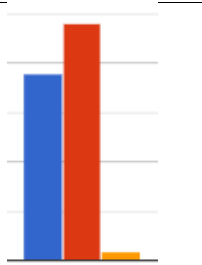
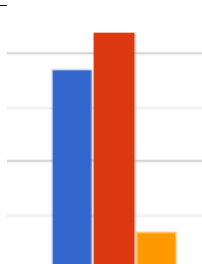

Graphical Representation:



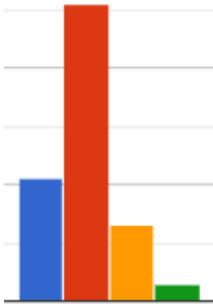
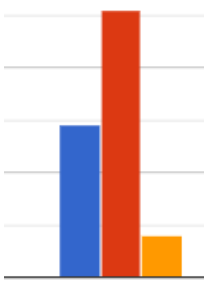
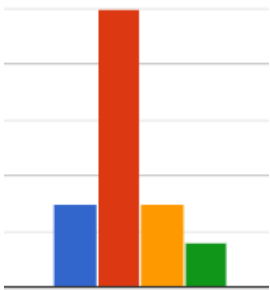
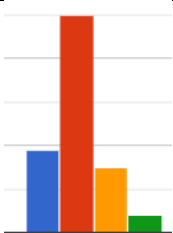
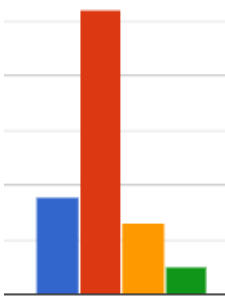
3 YEAR LLB. SEMSESTER IV

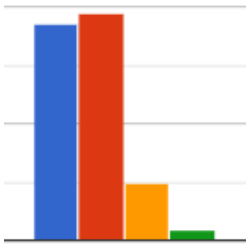
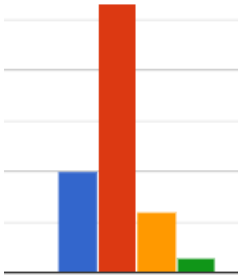
TOTAL RESPONSE: 88 STUDENTS

Points of Feedback	Excellent	Good	Satisfactory	Poor	COMPARISON CHART Indications 
Course Content	33	48	7	0	
Efficiency of online teaching-learning mechanism adopted by college during April-June, 2020	39	44	5	0	
Completion of Course Content well in time	40	44	4	0	
Efficiency of Teachers in teaching and communicative skills	49	33	6	0	

Pedagogical Methods used in teaching	4	55	9	0	
Punctuality of teachers	50	37	1	0	
Academic interaction of Teachers with students within and outside the classrooms	38	48	2	0	
Extent of classroom discussion	37	44	7	0	
Use of participative teaching strategies	28	54	6	0	

Role of Teachers in use of Library for teaching – learning and research	23	49	16	0	
Effectiveness of Academic Calendar	23	56	8	1	
Physical resources of the College like Computers, Library, Common Rooms, Playgrounds, Canteen, Bus and others.	14	54	12	8	
Availability of ICT facilities for students	12	61	10	5	

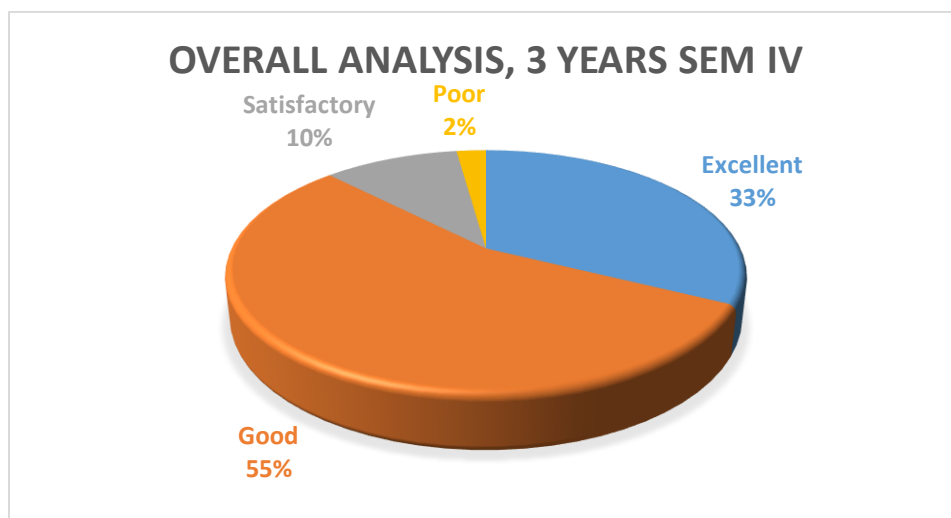
Role of the College in promoting cultural activities	21	51	13	3	
Discipline and Academic Environment	29	51	8	0	
Role of the College in access to govt. scholarships / stipends	15	50	15	8	
Extra-curricular and Co-curricular activities promoted by the College	19	50	15	4	
Availability of Grievance Redress mechanisms	18	52	13	5	

Discussion with students on academic matters and student affairs	37	39	10	2	
Awards and recognition of Merit.	20	53	12	3	

OVERALL ANALYSIS OF 3 YEARS SEM IV

Total number:	Excellent	Good	Satisfactory	Poor
1760	569	973	179	39
Percentage:	32.32%	55.28%	10.17%	2.21%


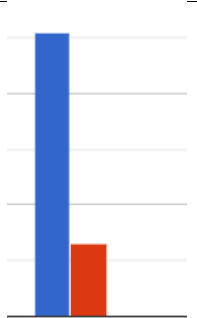
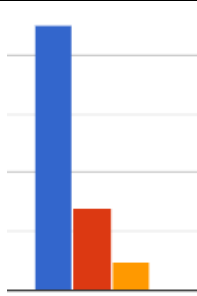

Graphical Representation

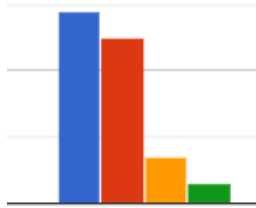

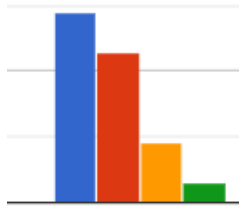




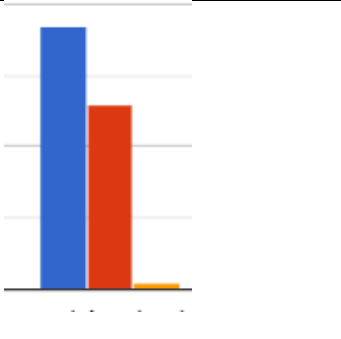
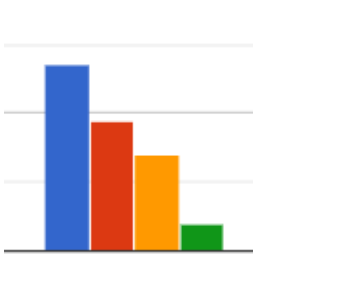
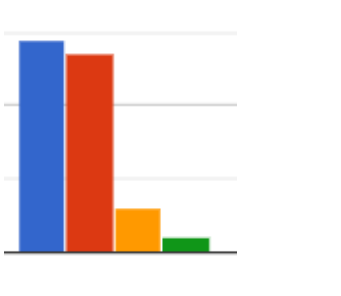
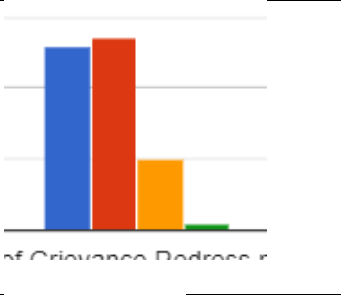
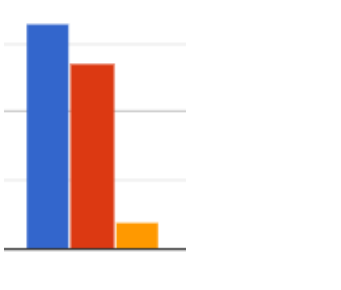
3 YEAR LL.B, SEMESTER VI

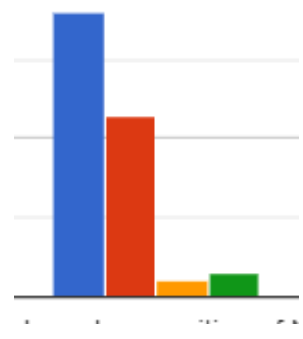
TOTAL RESPONSE- 64 STUDENTS

Points of Feedback	Excellent	Good	Satisfactory	Poor	COMPARISON CHART Indications
Course Content	39	24	1	0	<p>A bar chart showing the distribution of feedback for 'Course Content'. The x-axis represents the feedback categories: Excellent (blue), Good (red), Satisfactory (orange), and Poor (green). The y-axis represents the number of students. The bars show 39 for Excellent, 24 for Good, 1 for Satisfactory, and 0 for Poor.</p>
Efficiency of online teaching-learning mechanism adopted by college during April-June, 2020	49	13	2	0	<p>A bar chart showing the distribution of feedback for 'Efficiency of online teaching-learning mechanism'. The x-axis represents the feedback categories: Excellent (blue), Good (red), Satisfactory (orange), and Poor (green). The y-axis represents the number of students. The bars show 49 for Excellent, 13 for Good, 2 for Satisfactory, and 0 for Poor.</p>
Completion of Course Content well in time	47	16	1	0	<p>A bar chart showing the distribution of feedback for 'Completion of Course Content'. The x-axis represents the feedback categories: Excellent (blue), Good (red), Satisfactory (orange), and Poor (green). The y-axis represents the number of students. The bars show 47 for Excellent, 16 for Good, 1 for Satisfactory, and 0 for Poor.</p>
Efficiency of Teachers in teaching and communicative skills	50	12	2	0	<p>A bar chart showing the distribution of feedback for 'Efficiency of Teachers'. The x-axis represents the feedback categories: Excellent (blue), Good (red), Satisfactory (orange), and Poor (green). The y-axis represents the number of students. The bars show 50 for Excellent, 12 for Good, 2 for Satisfactory, and 0 for Poor.</p>

Pedagogical Methods used in teaching	34	29	1	0	
Punctuality of teachers	51	13	0	0	
Academic interaction of Teachers with students within and outside the classrooms	43	18	2	1	
Extent of classroom discussion	45	14	5	0	
Use of participative teaching strategies	39	20	5	0	

Role of Teachers in use of Library for teaching – learning and research	29	25	7	3	
Effectiveness of Academic Calendar	36	23	5	0	
Physical resources of the College like Computers, Library, Common Rooms, Playgrounds, Canteen, Bus and others.	29	23	9	3	
Availability of ICT facilities for students	28	31	4	1	
Role of the College in promoting cultural activities	36	25	3	0	

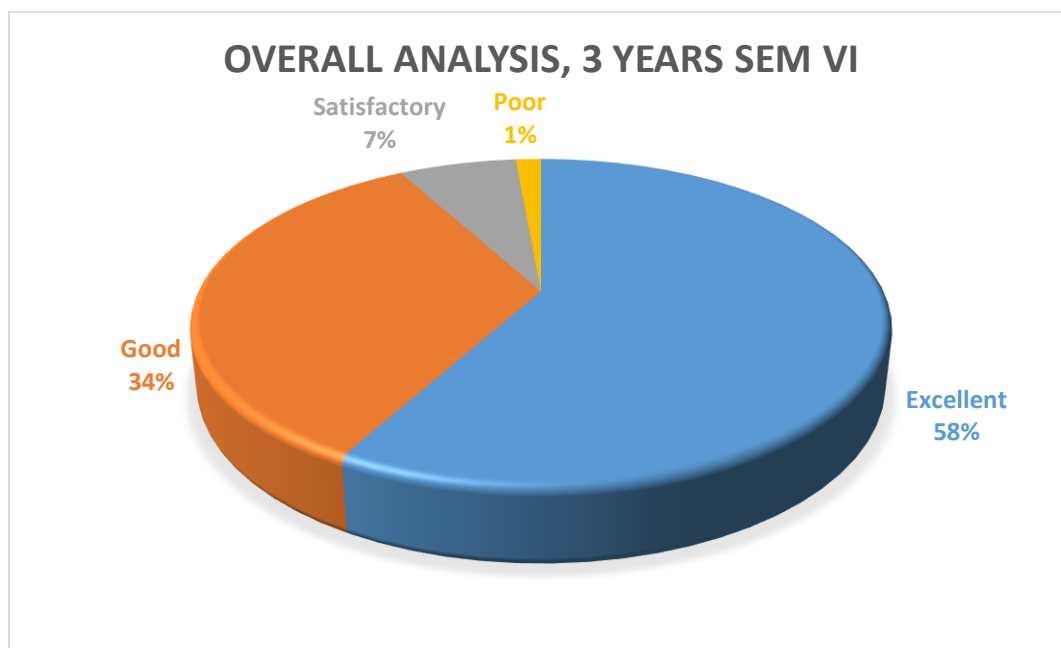
Discipline and Academic Environment	36	27	1	0	
Role of the College in access to govt. scholarships / stipends	27	19	14	4	
Extra-curricular and Co-curricular activities promoted by the College	29	27	6	2	
Availability of Grievance Redress mechanisms	26	27	10	1	
Discussion with students on academic matters and student affairs	33	27	4	0	

Awards and recognition of Merit.	36	23	2	3	
----------------------------------	----	----	---	---	---

OVERALL ANALYSIS OF 3 YEARS SEM VI

Total number:	Excellent	Good	Satisfactory	Poor
1280	743	435	84	18
Percentage:	58.04%	33.98%	6.56%	1.40%

Graphical Representation



LL.M, SEMESTER II

TOTAL RESPONSE: 4 STUDENTS

Points of Feedback	Excellent	Good	Satisfactory	Poor
Course Content	1	3	0	0
Efficiency of online teaching-learning mechanism adopted by college during April-June, 2020	3	1	0	0
Completion of Course Content well in time	2	2	0	0
Efficiency of Teachers in teaching and communicative skills	3	1	0	0
Pedagogical Methods used in teaching	2	2	0	0
Punctuality of teachers	3	1	0	0
Academic interaction of Teachers with students within and outside the classrooms	3	1	0	0
Extent of classroom discussion	2	2	0	0
Use of participative teaching strategies	2	1	1	0
Role of Teachers in use of Library for teaching – learning and research	1	2	1	0
Effectiveness of Academic Calendar	1	3	0	0
Physical resources of the College like Computers, Library, Common Rooms, Playgrounds, Canteen, Bus and others.	1	2	1	0
Availability of ICT facilities for students	0	3	1	0

Role of the College in promoting cultural activities	1	3	0	0
Discipline and Academic Environment	1	3	0	0
Role of the College in access to govt. scholarships / stipends	1	3	0	0
Extra-curricular and Co-curricular activities promoted by the College	1	3	0	0
Availability of Grievance Redress mechanisms	1	3	0	0
Discussion with students on academic matters and student affairs	1	3	0	0
Awards and recognition of Merit.	1	3	0	0

OVERALL ANALYSIS OF LLM, SEM II

Total number:	Excellent	Good	Satisfactory	Poor
80	31	45	4	0
Percentage:	38.75%	56.25%	5%	0%

Graphical Representation

